



RESULTS PRESENTATION 1H 2017

July 27th, 2017



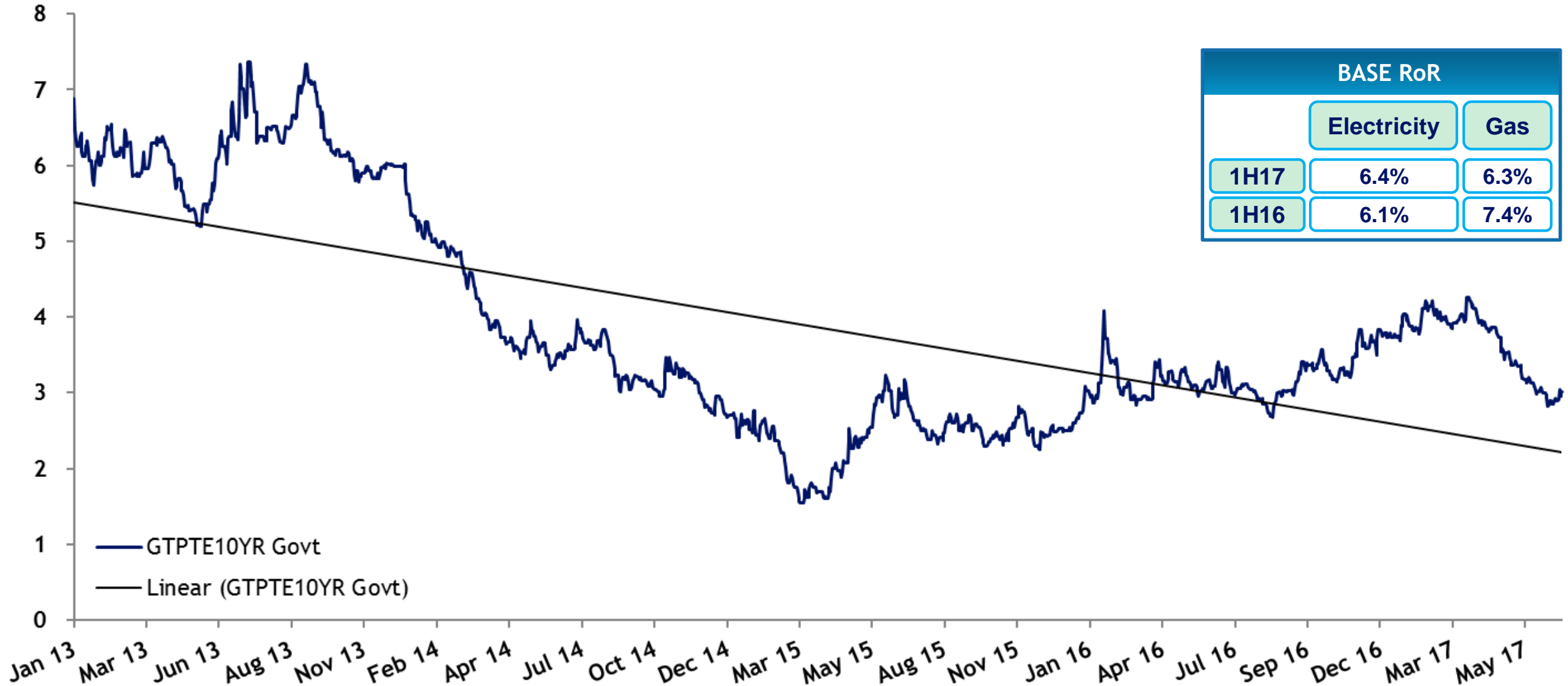
- ▶ In the first half of 2017, **EBITDA** rose by €2.5M (1.0%) to €242.7M, reflecting the contribution from the 42.5% Electrogas' stake acquired by REN in the first quarter of the year. However, it was negatively affected by a drop in the gas regulatory asset base remuneration (€-7.4M vs 1H16);
- ▶ **Net Profit** increased by €12.4M (30.7%), standing at €53.0M, while **Recurrent Net Profit** grew by €14.4M (21.7%) to €80.9M. The positive results were supported by REN's operational efficiency but mostly by stronger **Financial Results**. These improved by €14.2M (34.0%) to €-27.5M, strengthened by the steady decline in the average cost of debt (to 2.6% from 3.5% in 1H16);
- ▶ **Net Debt** stood at €2,577.4M, showing a small 4.0% increase when compared with the end of 2016 despite the purchase of Electrogas (€169.3M). As in recent years, undermining REN's results were the costs incurred with the extraordinary energy sector levy (€25.8M in 2017);
- ▶ Total **CAPEX** reached €41.0M and **Transfers to RAB** amounted to €2.3M (€-9.4M). **Average RAB** stood at €3,470.3M (€-52.5M);
- ▶ With the purpose of financing the announced acquisition of EDP Gás (EDPG), in 11th May 2017, REN and REN Finance B.V. entered into a **financing agreement** with a syndicate of banks, in the amount of €532.0M, with extension options. EDPG's acquisition is being subjected to standard legal and regulatory approvals, which are expected to be accomplished shortly.

€M	2Q17	1H17	1H16	Δ%	Δ Abs.
EBITDA	119.1	242.7	240.2	1.0%	2.5
Financial Result	-12.0	-27.5	-41.7	34.0%	14.2
Net Profit	39.5	53.0	40.5	30.7%	12.4
Recurrent Net Profit	41.6	80.9	66.5	21.7%	14.4
Average RAB	3,470.3	3,470.3	3,522.8	-1.5%	-52.5
CAPEX	27.8	41.0	37.6	8.9%	3.3
Net Debt	2,577.4	2,577.4	2,526.5	2.0%	50.9

EVOLUTION OF PORTUGUESE 10Y BOND YIELDS

With a slight increase versus 1H16

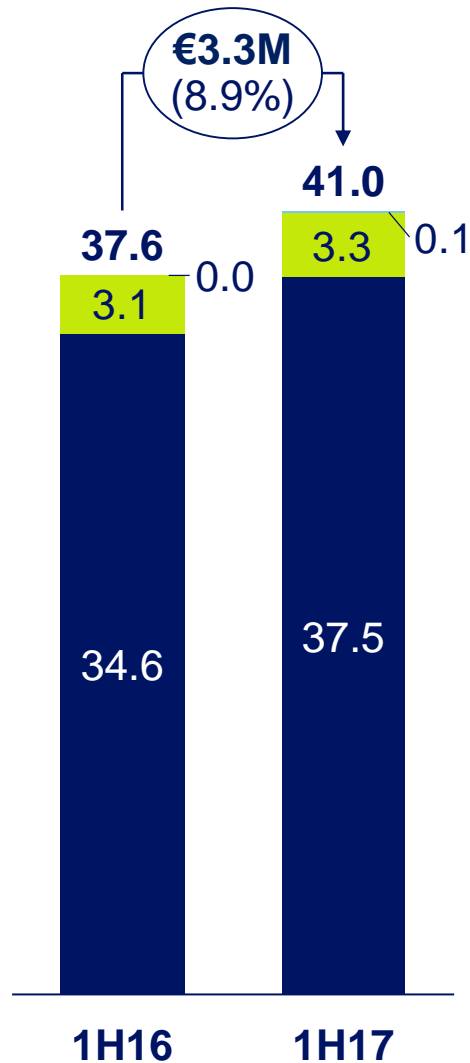
PT 10Y Treasury Bond Yields



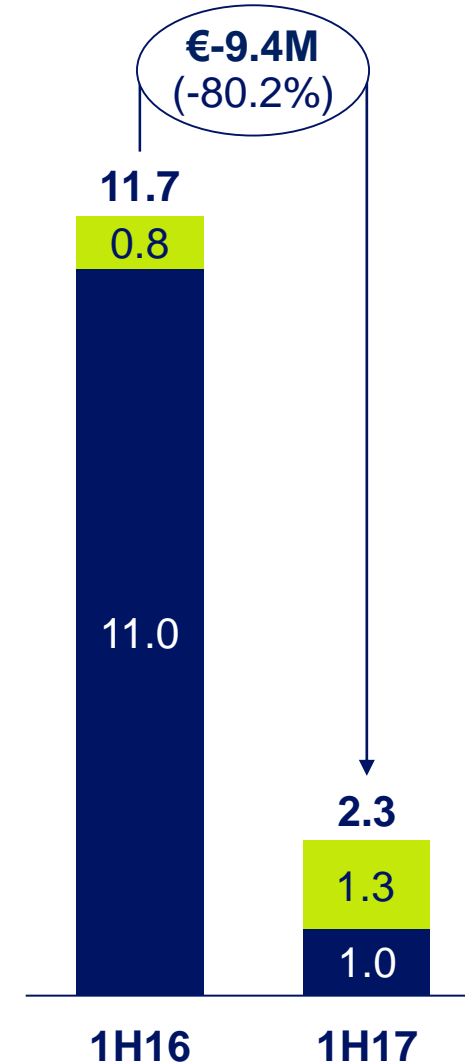
Source: Bloomberg, REN

CAPEX WAS STABLE DURING THE FIRST SIX MONTHS

CAPEX

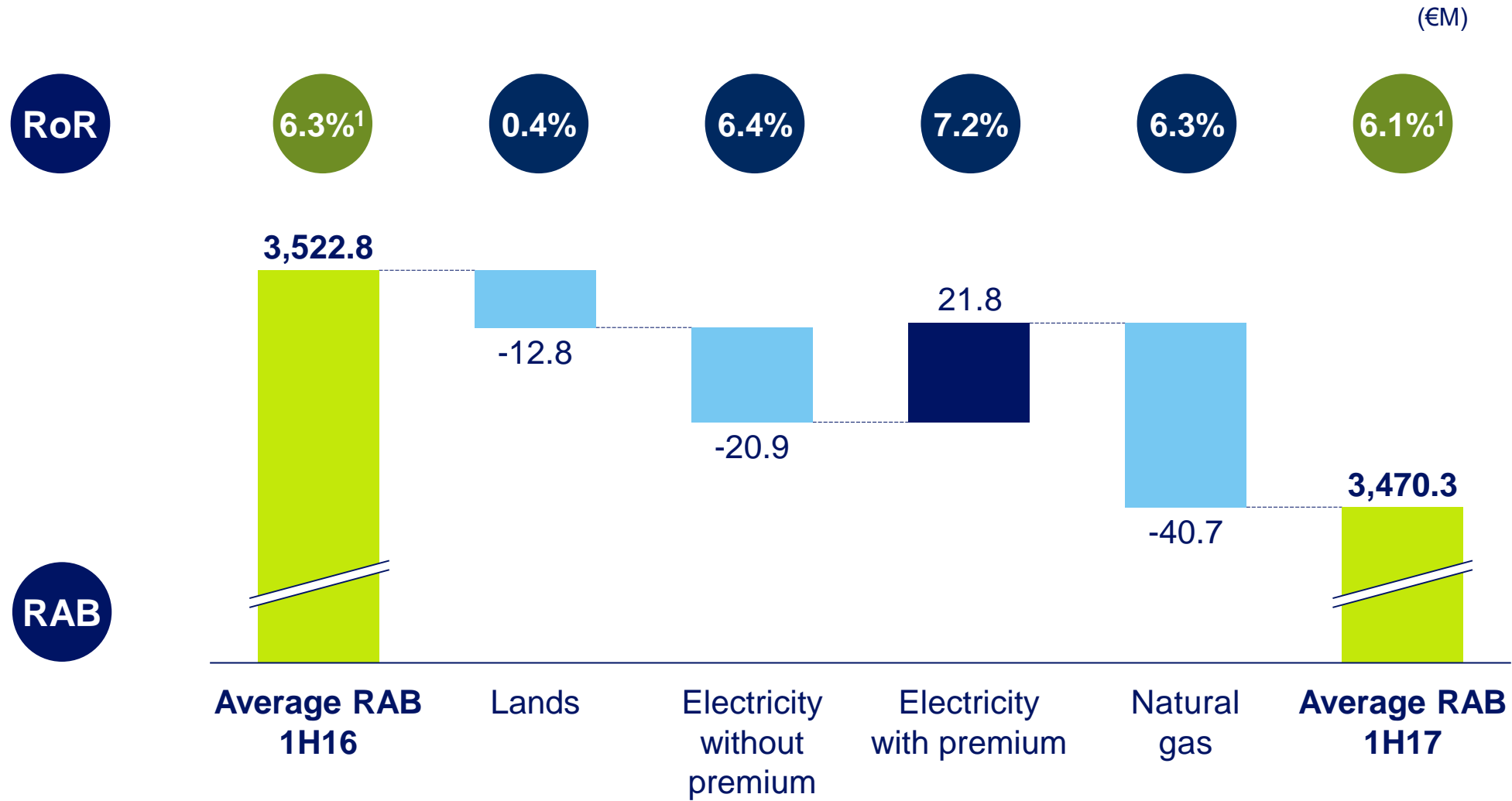


TRANSFERS TO RAB



Other
Natural gas
Electricity

AVERAGE RAB DECLINED BY 1.5%



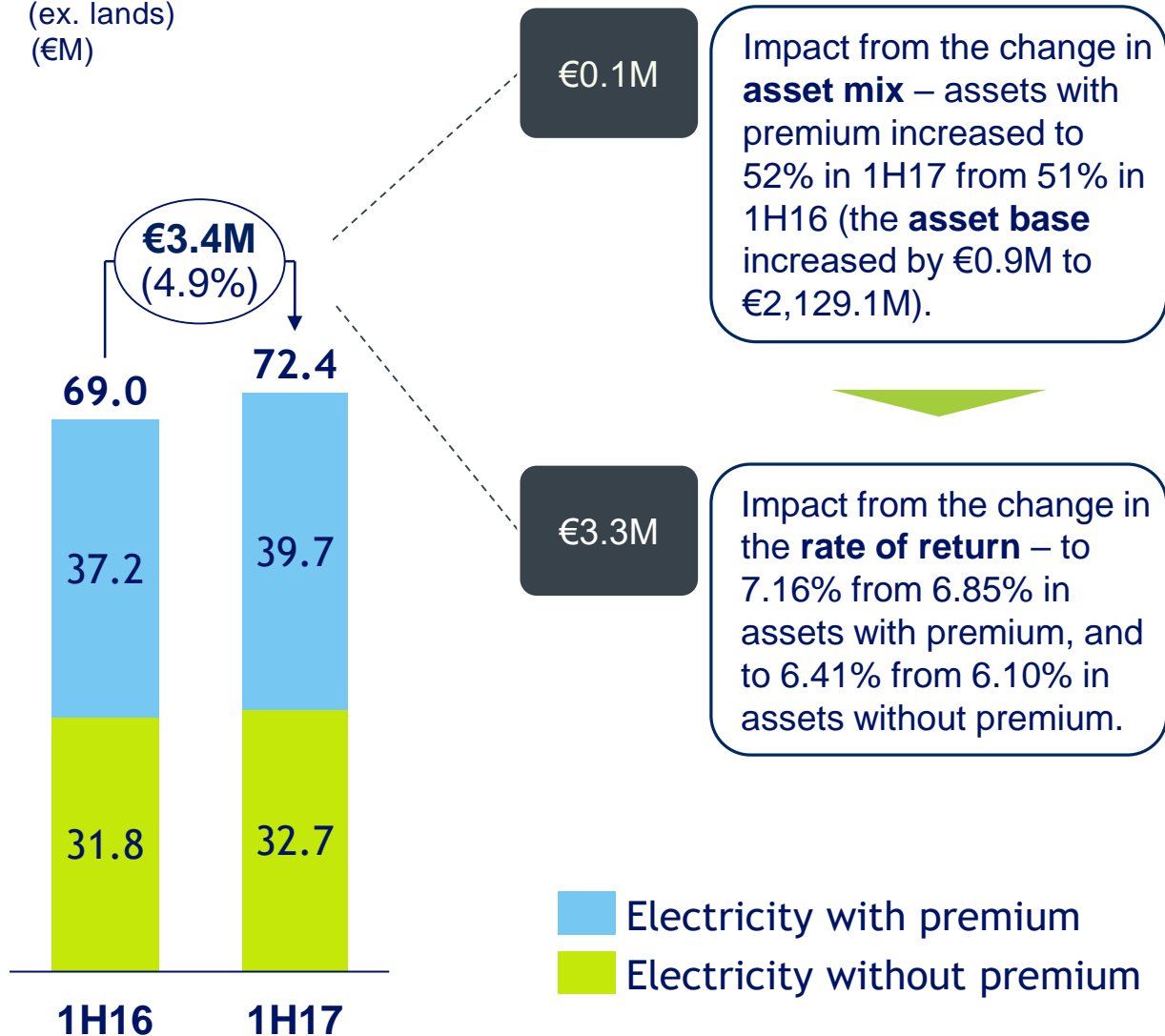
1) RoR is equal to the specific asset remuneration, divided by the average RAB.

RAB REMUNERATION WAS €4.0M LOWER THAN IN 1H16

Despite the increase in the electricity return on RAB (€3.4M)

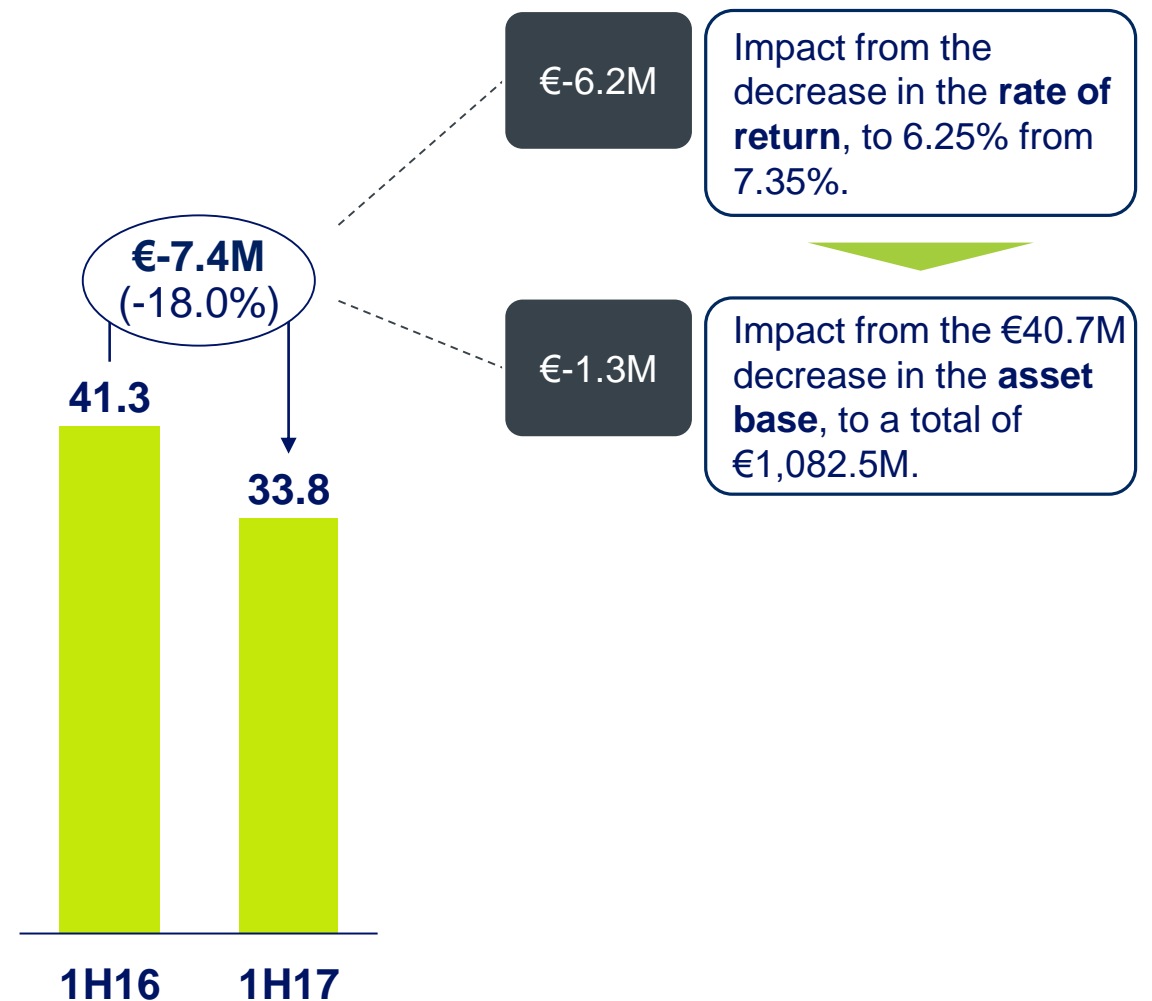
RAB REMUNERATION ELECTRICITY

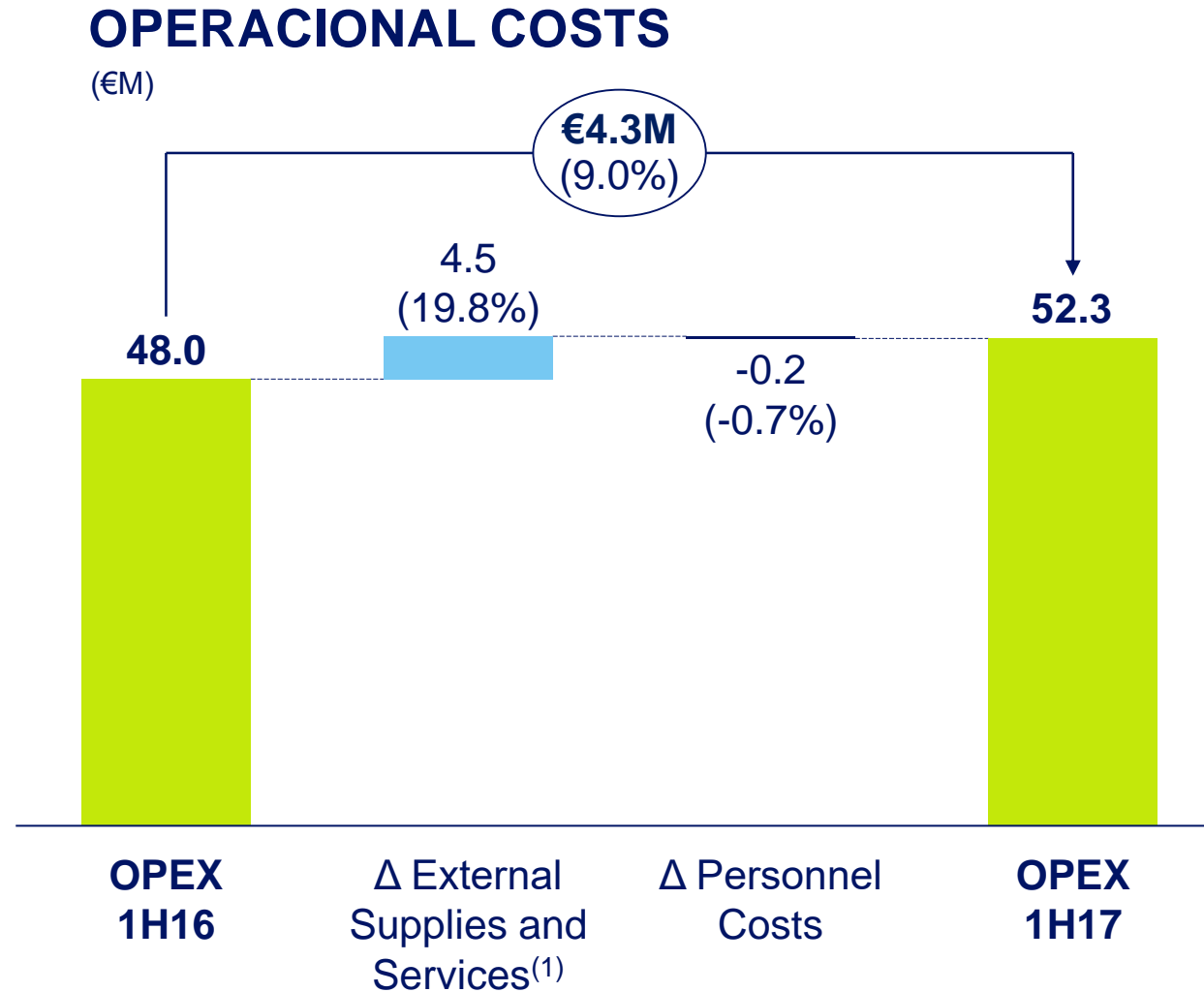
(ex. lands)
(€M)



RAB REMUNERATION NATURAL GAS

(ex. tariff smoothing effect)
(€M)





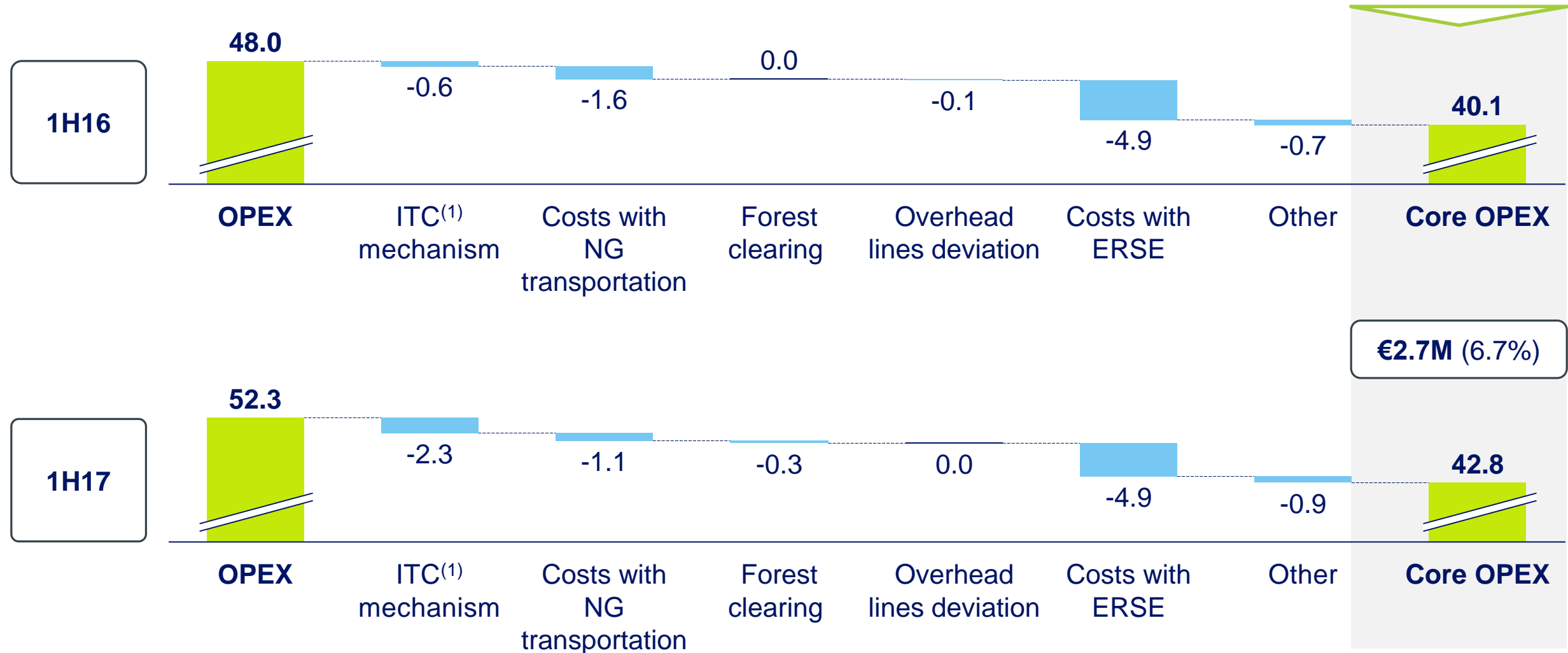
- ▶ The **External Supplies and Services** upsurge was mainly due to: (1) €1.9M from the EDPG (currently underway) and Electrogas acquisitions; (2) €1.0M from electricity costs related to the increase in the LNG Terminal activity; and (3) €1.6M of pass-through costs (mainly cross-border costs).

(1) Includes Δ€0.4M of Other Operating Costs.

CONTROLLABLE COSTS ROSE BY €2.7M

CORE OPEX

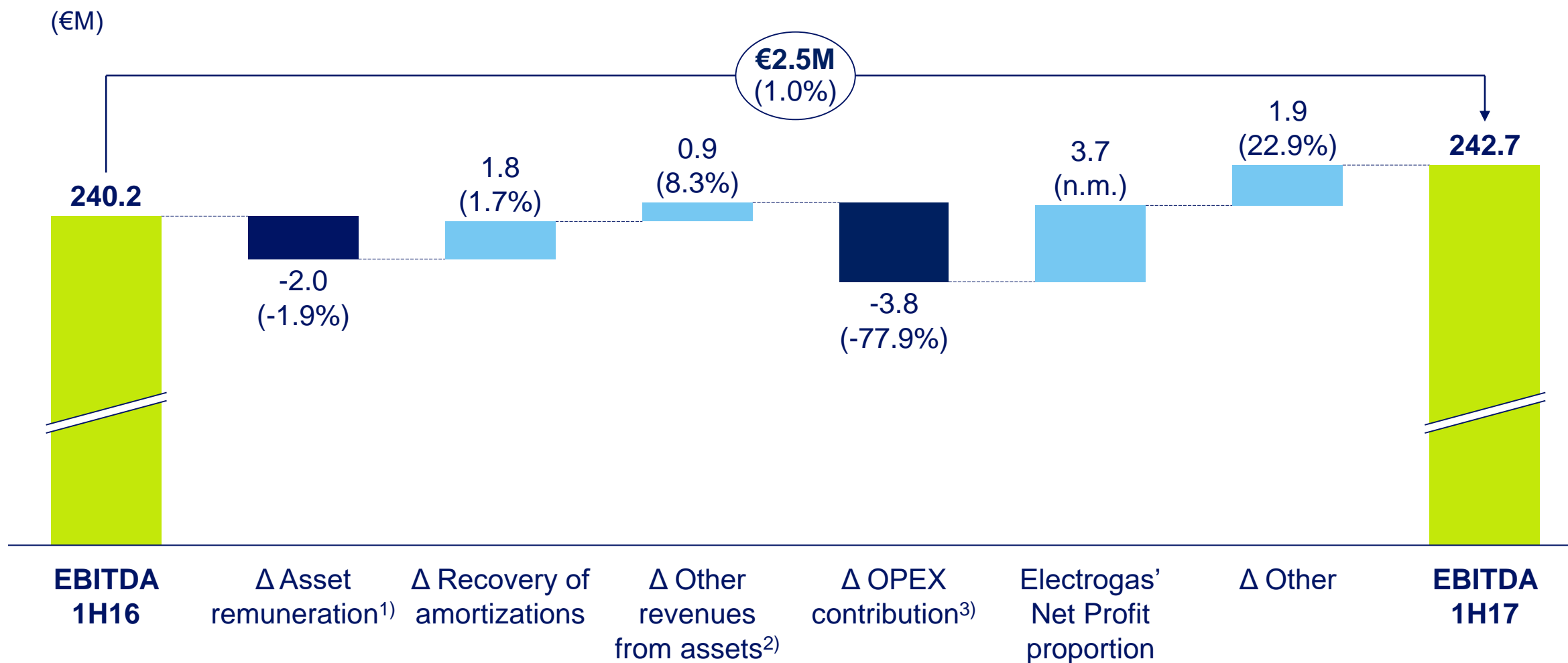
(€M)



(1) ITC - Inter Transmission System Operator Compensation for Transits.

EBITDA GREW BY €2.5M TO €242.7M

Electrogas contributed with €3.7M



(1) Includes Δ€2.0M of NG tariff smoothing effect;

(2) Includes Δ€0.9M of Remuneration of fully amortized assets;

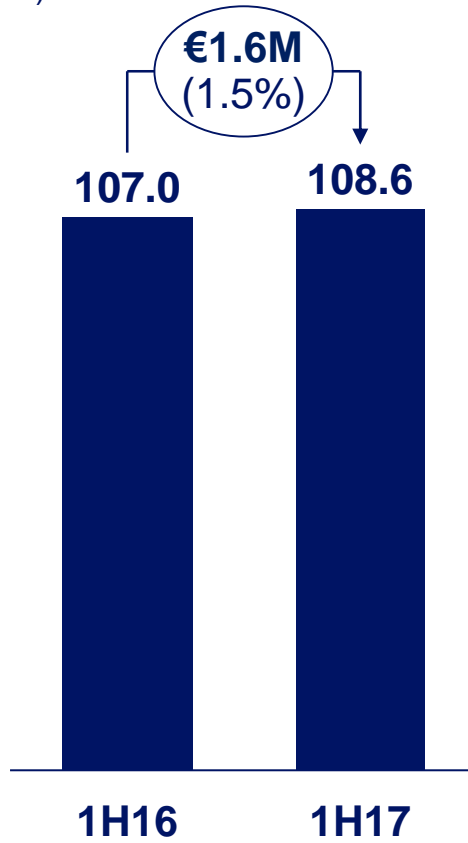
(3) Includes €1.2M and €0.7M related to the one-off costs with Electrogas and EDPG acquisitions (respectively) and Δ€-1.0M of OPEX own works.

BELOW EBITDA

Financial Results improved by 34.0%

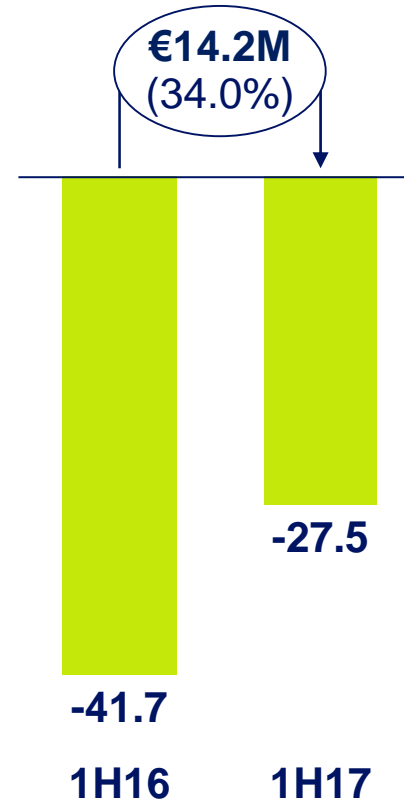
DEPRECIATIONS AND AMORTIZATIONS

(€M)



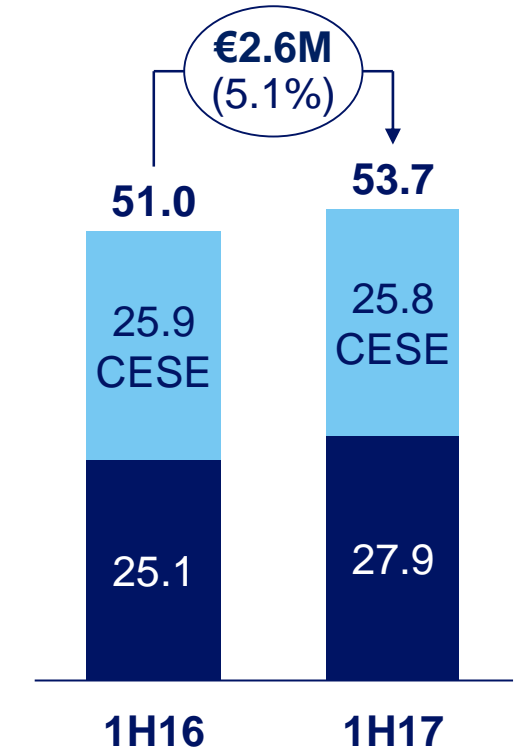
FINANCIAL RESULTS

(€M)



TAXES

(€M)

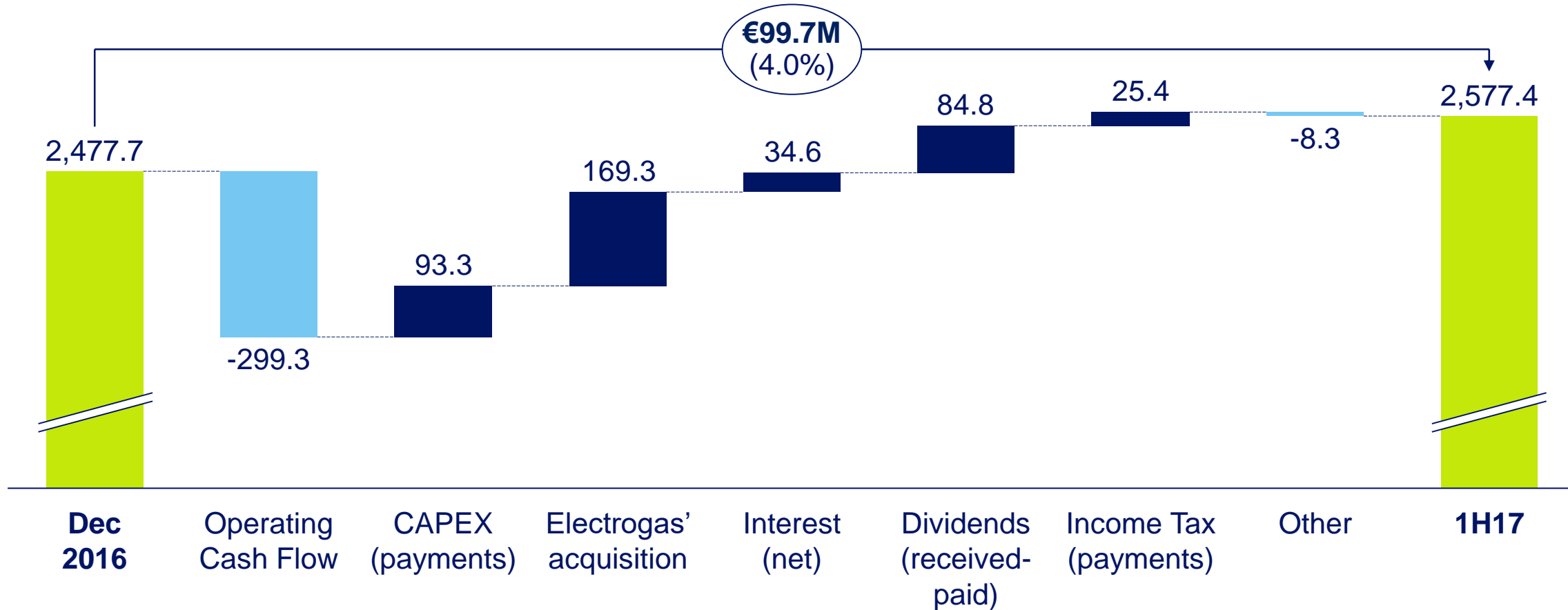


NET DEBT STOOD AT €2,577.4M (4.0% vs 2016)

Tariff deviations had a positive effect of €72.7M

NET DEBT

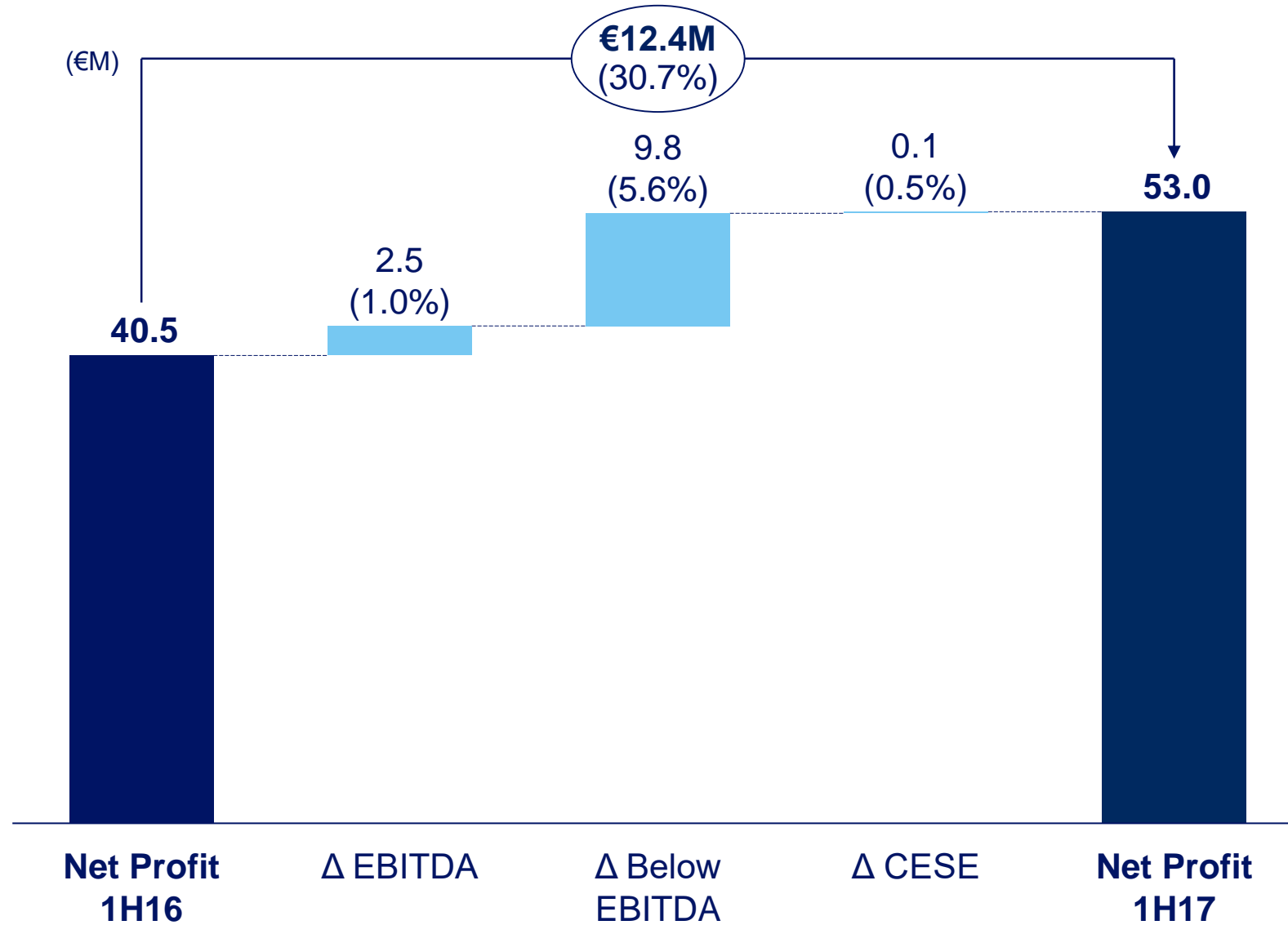
(€M)



- ▶ **Average cost of debt** displayed a steady improvement across 2017 (2.6% in 1H17 vs 3.2% in the end of 2016);
- ▶ **FFO/Net Debt** ratio stood at 11.2%.

NET PROFIT GREW BY €12.4M

With gains in operational and financial activities



- ▶ In 1H17, REN achieved a sound set of operating results, with Electrogas also adding value. This, together with improved financial results led to a growing Net Profit and Recurrent Net Profit;
- ▶ REN's results were nevertheless penalized by the special levy on energy companies and the reduction in gas asset remuneration;
- ▶ With the purpose of financing the expected acquisition of EDPG, the second biggest gas distribution company in Portugal, in May 2017, REN entered into a financing agreement⁽¹⁾, in the amount of €532.0M. Once the transaction is approved, a capital increase and a bonds' issue will follow. EDPG acquisition will reinforce REN's local business focus, without compromising REN's strong financial and credit profile maintaining the alignment with REN's ongoing strategic framework.

This presentation and all materials, documents and information used therein or distributed to investors in the context of this presentation do not constitute, or form part of, a public offer, private placement or solicitation of any kind by REN, or by any of REN's shareholders, to sell or purchase any securities issued by REN and its purpose is merely of informative nature and this presentation and all materials, documents and information used therein or distributed to investors in the context of this presentation may not be used in the future in connection with any offer in relation to securities issued by REN without REN's prior consent.



REN's IR & Media app:

Visit our web site at www.ren.pt
or contact us:

Ana Fernandes – Head of IR
Alexandra Martins
Telma Mendes

Av. EUA, 55
1749-061 Lisboa
Telephone: +351 210 013 546
ir@ren.pt

