

REN 

UNAUDITED ACCOUNTS
07TH MARCH 2024

RESULTS PRESENTATION 2023



OVERVIEW
OF THE PERIOD



SHAPING A
SUSTAINABLE FUTURE



BUSINESS
PERFORMANCE



CLOSING
REMARKS



2021-2024 STRATEGIC PLAN
EXECUTION & OUTLOOK

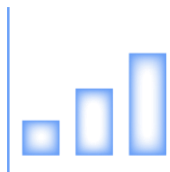


APPENDIX

OVERVIEW OF THE PERIOD



KEY MESSAGES – FINANCIAL




€514.0M

+5.5% versus 2022

EBITDA

EBITDA rose mostly driven by:

1. **Strong domestic performance (+€19.3M)**, supported by higher assets and opex remuneration and reduced electricity costs at the LNG terminal (-€11.0M); and
2. Positive contribution from **the international business (+€7.4M)**.



€149.2M

+33.5% versus 2022

Non Recurrent Net Profit

Recurring Net Profit reached €125.0M (+15.1% YoY), as a result of:

1. Improved operational performance, with an **increase in EBIT (+€22.8M) and higher financial results (+€3.4M)**, driven by the positive contribution of tariff deviation interest
2. In parallel, **with non-recurrent effects**, such as revenue recovery from the international business and fiscal effects.



€2,421.2M

-4.8% versus 2022

Net Debt
(w/o tariff deviations)

Net debt (excluding tariff deviations) **recorded a 4.8% reduction in 2023**, despite the increase in average cost of debt to 2.5% (vs 1.8% in 2022).

Including tariff deviations, Net Debt was 2,748.7 (an increase of 34.5% vs 2022), also reflecting **REN's investment policy towards the Portuguese energy transition**.

In February 2024, REN issued a **€300M green bond**, with a 8-year maturity. The **demand exceeded supply substantially**, covering the issuance amount by around 7 times.



€301.5M

+49.6% versus 2022

CAPEX

CAPEX rose 49.6% in 2023 (an increase of €100M YoY), reflecting REN's focus and commitment towards energy transition.

Transfers to RAB also accelerated in 2023, with a growth of €59.3M (+36.3% YoY), recovering from delays in projects in 2022.



KEY MESSAGES – OPERATIONAL



60.6%

+11.3 pp versus 2022

Renewable energy sources (RES)

Renewable Energy sources reached 60.6% of total supply (+11.3pp versus 2022), which was a record year in Portugal.

Electricity consumption remained stable YoY (50.7 TWh), whilst natural gas consumption decreased by 20.7% (to 49.0 TWh), the lowest record since 2014.

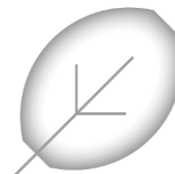


Quality of service levels remained high

The level of energy transmission losses in electricity remained in line with 2022.

Gas transmission combined availability rate reached 100%.

Innovation continued to be a priority with important developments in 2023, such as digitalization, robotization, sustainability & circular economy and integration of renewable gases.



Committed to high ESG standards

REN reviewed its sustainability strategy, focusing on the energy transition and climate change, natural capital management, valuing our people, creating value for stakeholders and responsible governance.

Near-term emissions reductions targets approved by the Science Based Target Initiative.

Joined the anti-corruption call to action of the United Nations Global Compact initiative.



H2 Green Valley Agenda & H2MED | Regulation

The H2MED project was recognized in the draft PCI list as EU Project of Common Interest.

ERSE approved tariffs and prices for electricity for 2024.

A new four-year regulatory period was approved for natural gas (which will start in 2024), with a review of the regulatory parameters, including a new reference for the rate of return.

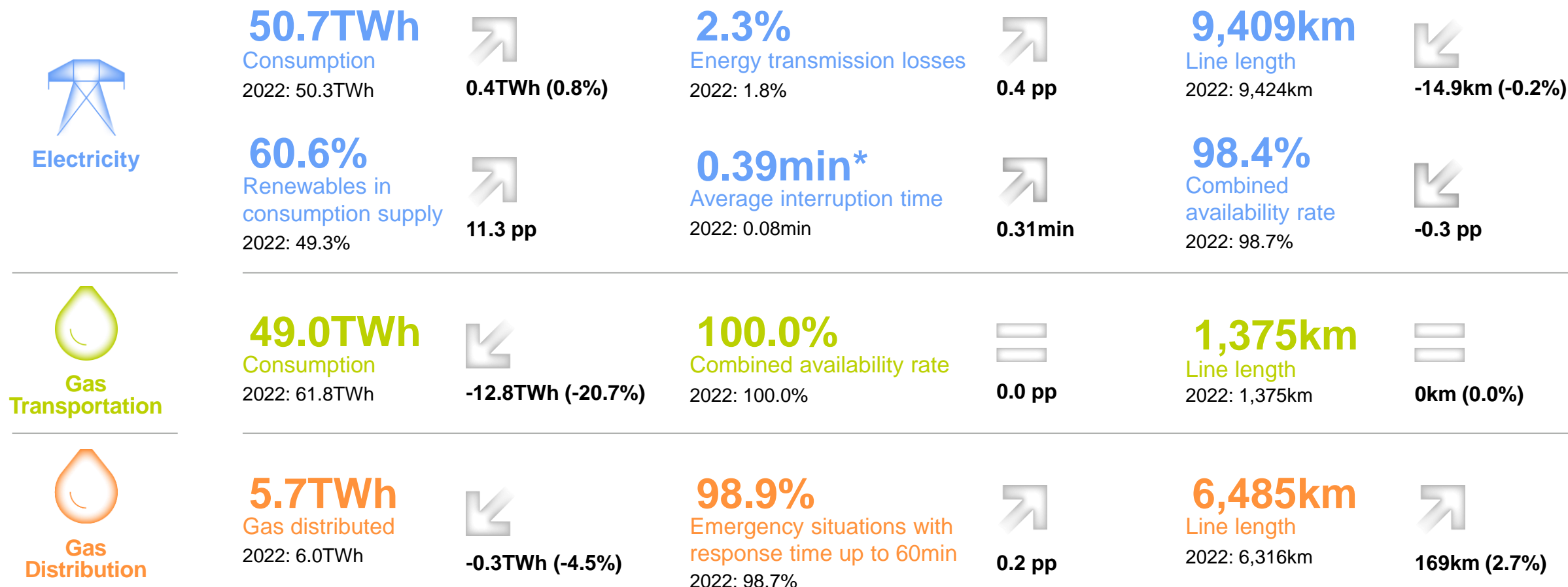


BUSINESS PERFORMANCE



BUSINESS HIGHLIGHTS

QUALITY OF SERVICE LEVELS AND COMBINED AVAILABILITY RATE REMAINED HIGH IN 2023, WITH LOWER ENERGY TRANSMISSION LOSSES, IN THE CONTEXT OF GROWING ELECTRICITY AND LOWER GAS CONSUMPTION



* Excludes interruptions by fortuitous of force majeure and exceptional events.




FINANCIAL HIGHLIGHTS

IMPROVEMENT OF OPERATIONAL RESULTS AND NET PROFIT

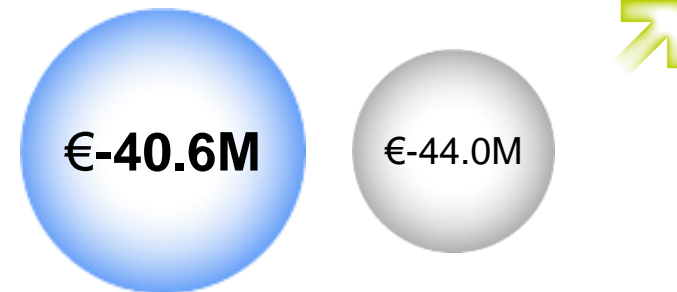
EBITDA

€26.7M (5.5%)




Financial results

€3.4M (7.7%)




Net Profit

€37.5M (33.5%)




CAPEX

€100.0M (49.6%)




Average RAB¹

€61.9M (1.7%)



Net Debt²

€705.0M (34.5%)



1) Refers only to Domestic RAB;

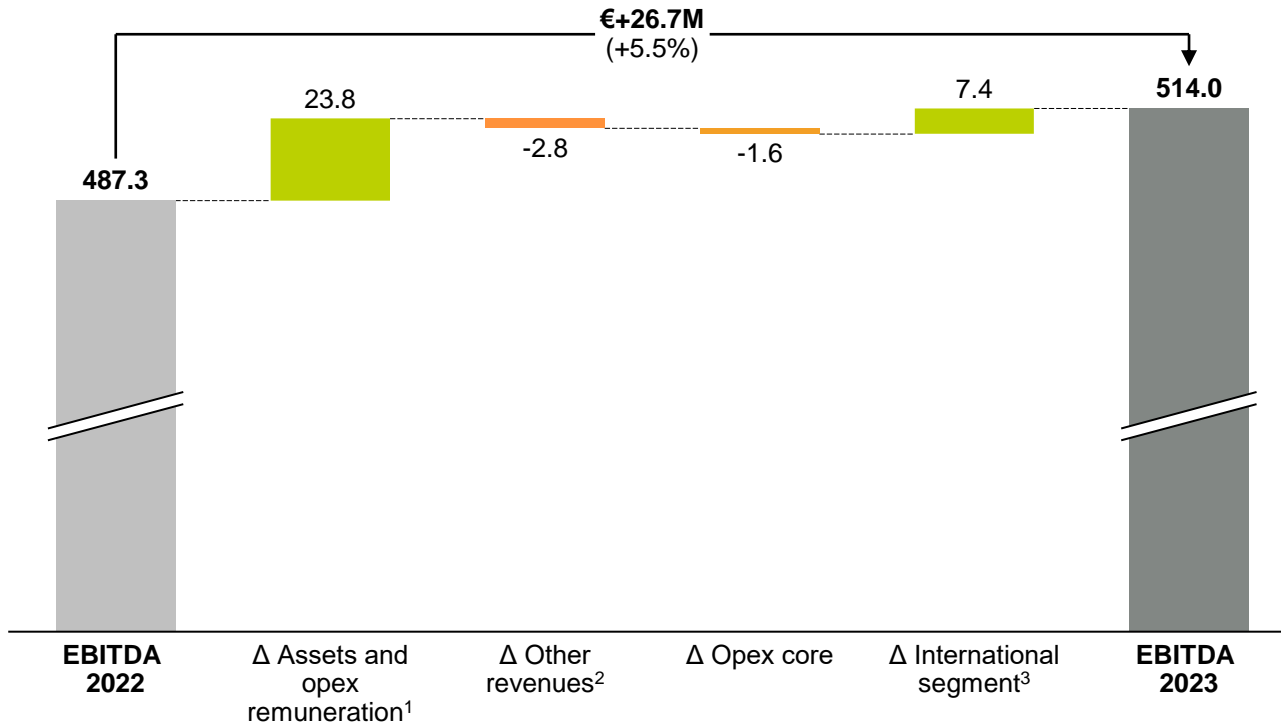
2) Includes tariff deviations;

● 2023 ● 2022

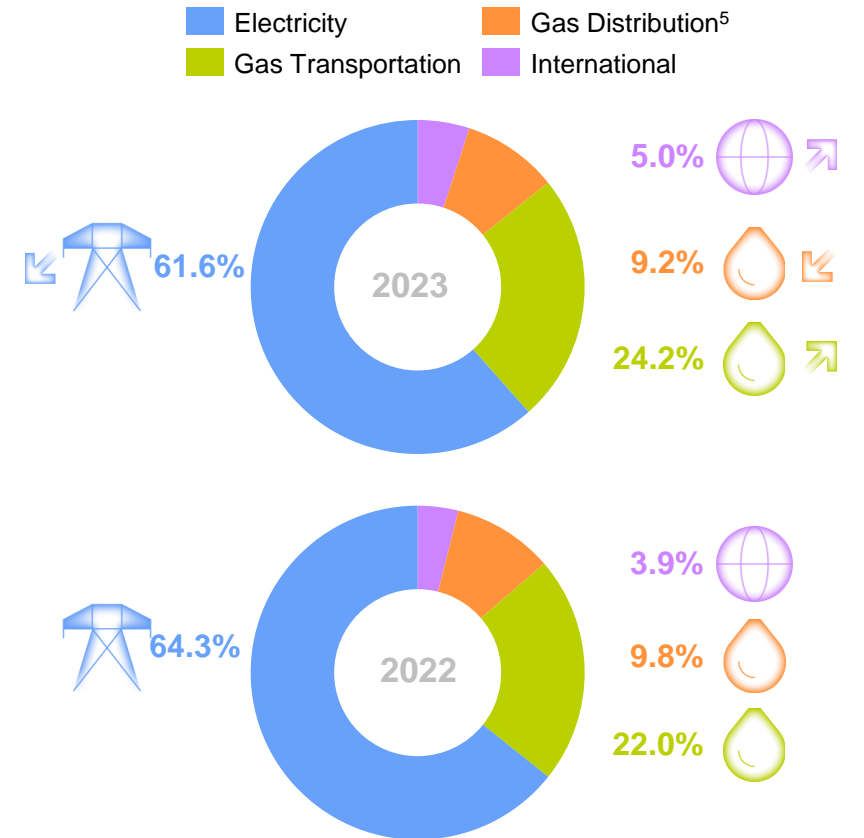
EBITDA

INCREASE IN EBITDA DRIVEN BY ASSETS AND OPEX REMUNERATION IN DOMESTIC BUSINESS AND BY STRONG INTERNATIONAL BUSINESS PERFORMANCE

EBITDA evolution breakdown - €M



EBITDA contribution by business segment⁴ - %



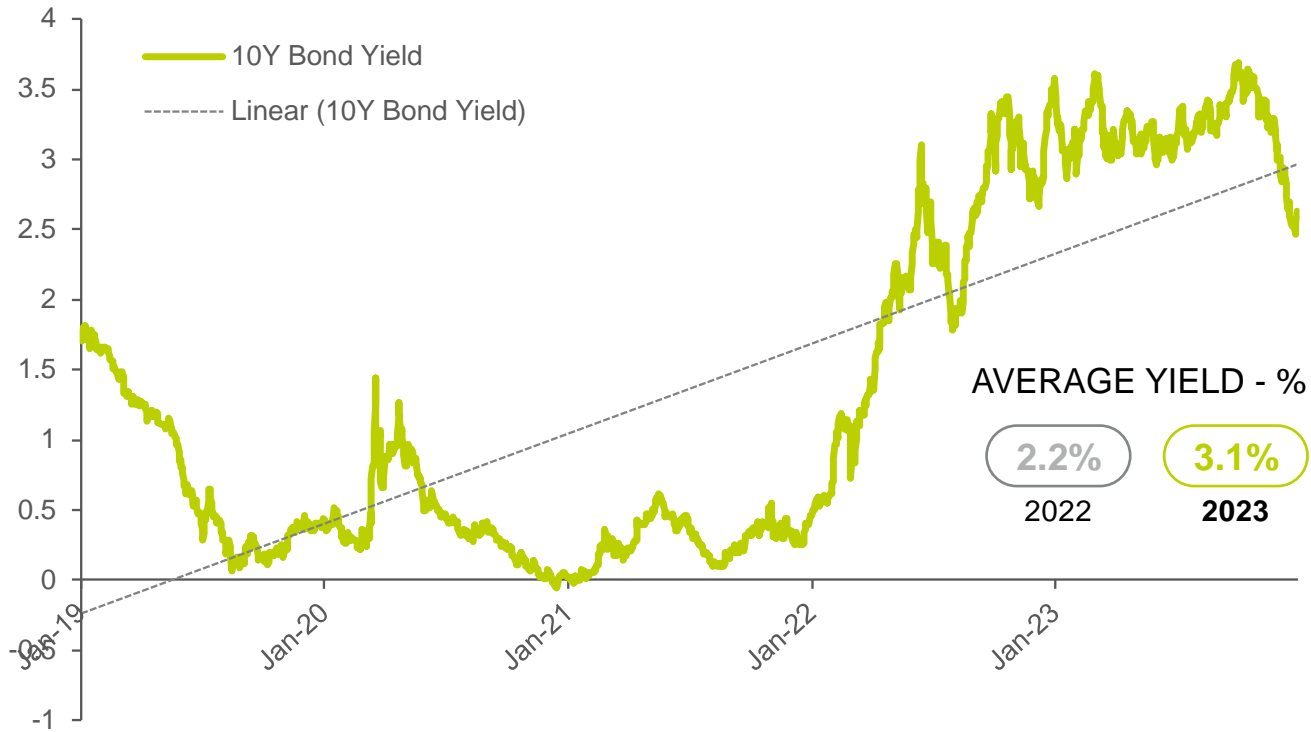
¹ Includes electricity regulatory incentives and excludes Opex remuneration related to pass-through costs | ² Includes REN Trading incentives, telecommunication sales and services rendered, interest on tariff deviation, consultancy revenues and other services provided, OMIP and Nester results | ³ Includes Apolo SpA and Aerieo Chile SpA costs | ⁴ This value takes into consideration the impact from the segment "Other", which includes REN SGPS, REN Serviços, REN Telecom, REN Trading, REN PRO and REN Finance B.V. | ⁵ Refers to Portgás

ROR EVOLUTION

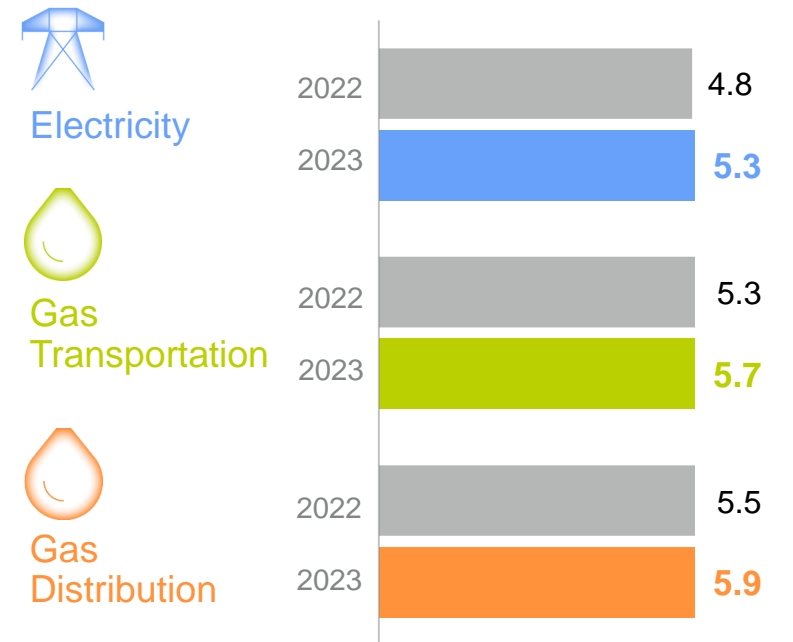
Domestic Business

INCREASE OF BASE RETURN ON RAB, ON THE BACK OF HIGHER PORTUGUESE BOND YIELDS

Portuguese 10Y Treasury Bond Yields * - %



Base Return on RAB (RoR) ** - %

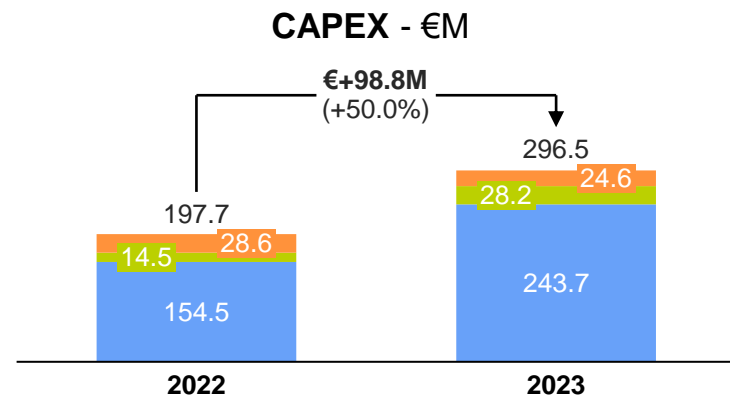
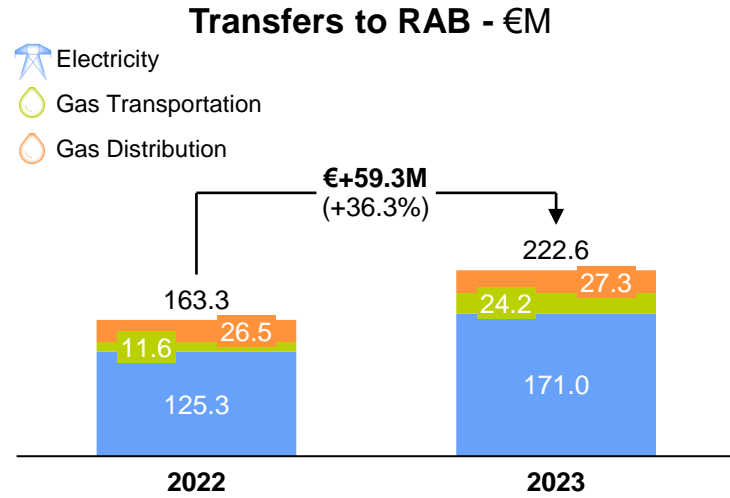


* Source: Bloomberg; REN | ** Electricity data collected from Oct-22 to Sep-23; Gas data collected from Jan-23 to Dec-23.

INVESTMENT

Domestic Business

BOTH CAPEX AND TRANSFERS TO RAB INCREASED IN 2023



* The line connecting at SE Sines, the REPSOL customer and the 400 kV line panels at the Rio Maior and Bodiosa substations are 100% subsidized.

Electricity

- New 150 kV overhead line (OHL) between Sines Substation and a client facility * and 150 kV double OHL between Caniçada and Fafe Substations;
- Installation of 400 kV line bays at Rio Maior and Bodiosa Substations, and 220 kV line bay at Carregado Substation to connect PV solar plants *;
- Modernization of aging assets and uprating of transmission capacity, including refurbishment of 400 kV OHL between Alcochete and Palmela, and Palmela and Sines Substations.

Gas Transportation

- Sines Terminal: LNG transshipment equipment between methane carriers. Replacement and upgrade of end-of-life assets;
- Pipeline Network: Upgrade of the interconnection station with Spain CTS 7000. Replacement and upgrade of end-of-life assets;
- Carriço Storage: Replacement and upgrade of end-of-life equipment and systems.

Gas Distribution

- Investments for network expansion and densification, mostly for B2C, incentivizing building decarbonization through future renewable gases
- Ongoing expansion to new industrial zones, with new prospects for B2B investments closely monitored
- Decarbonization and digitalization plan on the move: i) report for investments to adapt the distribution network for H2 blending delivered to the Portuguese government; ii) increasingly higher biomethane producers interest in Portgás concession area
- Investment plan for 2023-27 delivered to DGEG waiting to be approved.

KEY HIGHLIGHTS

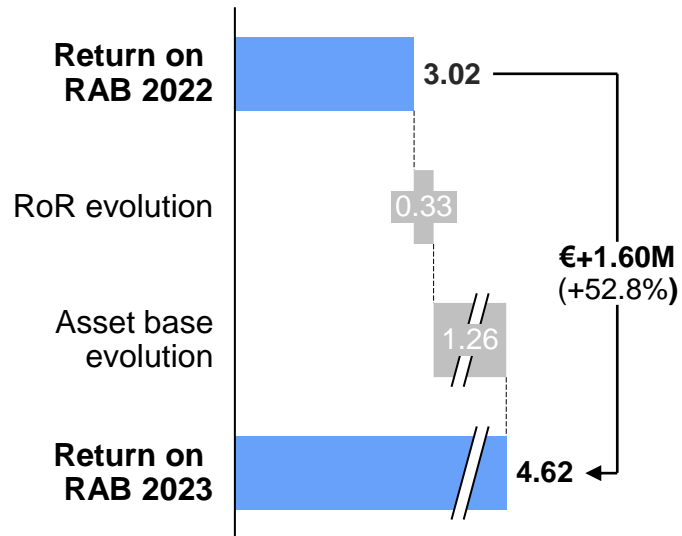
RAB RETURNS

Domestic Business

RAB REMUNERATION INCREASED ACROSS ALL BUSINESSES DRIVEN MOSTLY BY THE INCREASE IN THE RATE OF RETURN

Return on RAB evolution breakdown - €M

Electricity (GGS¹)



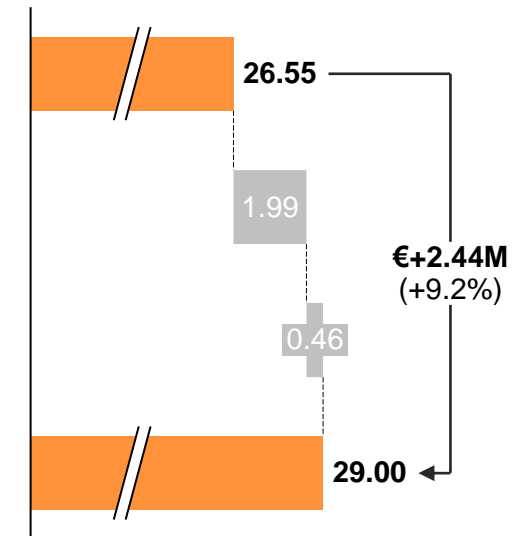
Return on RAB increased driven by a **higher asset base** (by €23.9M² to €87.5M) and **higher RoR of 5.27%** (vs 4.75%)

Gas Transportation



Increase in return on RAB justified by a **higher RoR of 5.70%** (vs 5.29%), despite the **smaller asset base** (by €43.9M to a total of €830.8M)

Gas Distribution



Increase return on RAB attributed to a **higher RoR** (from 5.49% to 5.90%) and **higher asset base** (+€7.7M to a total of €491.8M)

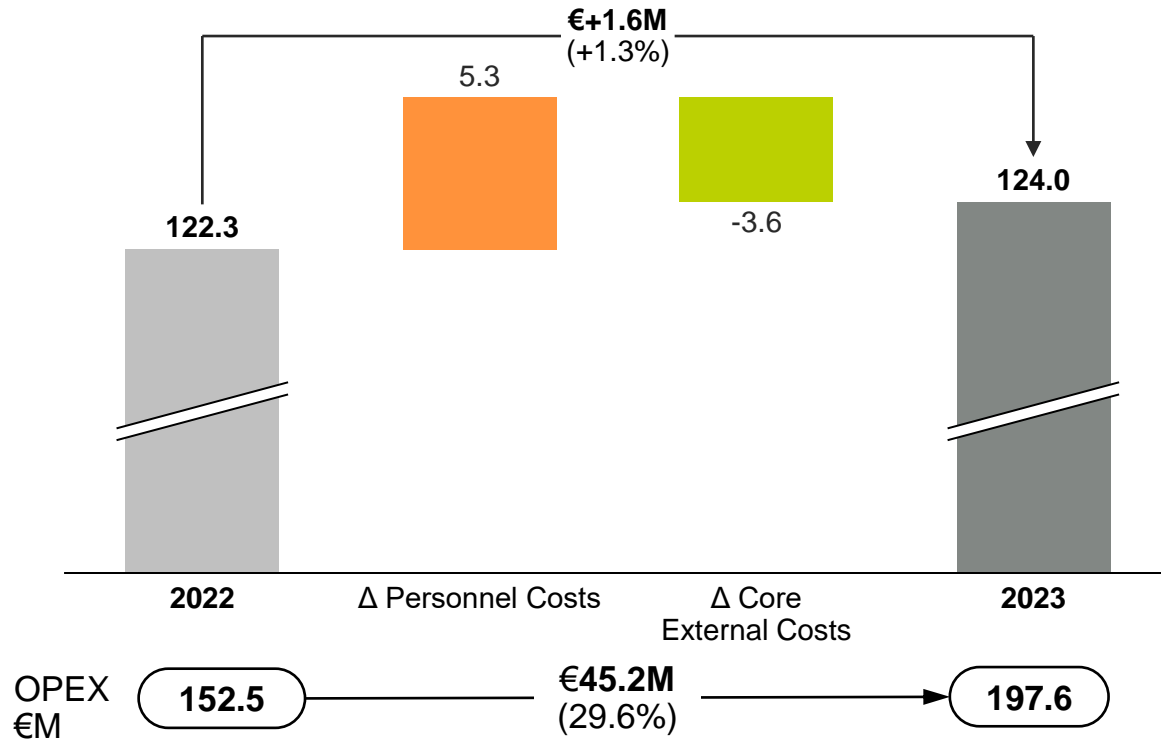
¹ Only General System Management (GGS) activity, assets extra Totex model and Enondas | ² Reflects the power line Fernão Ferro – Trafaria 2 accepted by the regulator outside Totex (+€21.3M)

OPEX

Domestic Business

OPEX INCREASED 29.6% YOY, WHILE CORE OPEX GREW 1.3%

Core OPEX¹ evolution - €M



¹ Calculated as OPEX minus pass-through costs (e.g., ITC mechanism, NG transportation costs, ERSE costs and subsoil occupation levies)

KEY HIGHLIGHTS

CORE EXTERNAL COSTS

- LNG Terminal electricity costs decreased reflecting lower electricity prices (€-11.0M)
- The decrease in electricity costs was partially offset by increases in other cost natures, such as IT costs, consultancy costs and other services

PERSONNEL COSTS

- General increases and headcount increase (+4% growth YoY, achieving 736 people in December 2023), driven by operational areas growth

NON-CORE COSTS

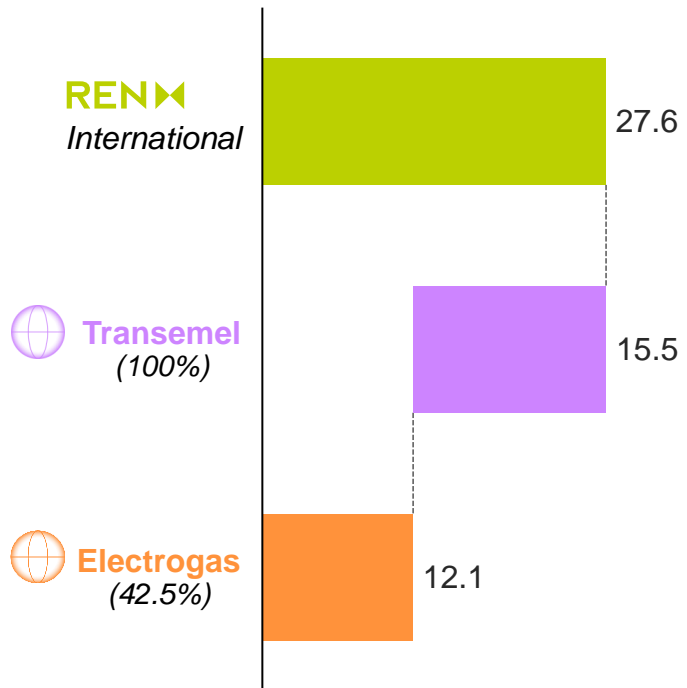
- Pass-through costs (costs accepted in the tariff) increased €43.5M of which €+35.2M in costs with cross-border and €+6.3M in costs with ERSE

CHILE HIGHLIGHTS

International Business


SOLID PERFORMANCE FROM THE CHILEAN BUSINESSES, CONTRIBUTING 5.0%¹ TO TOTAL EBITDA IN 2023

Contribution to EBITDA 2023 - €M




TRANSEMEL (100%)

EBITDA increased YoY mainly driven by higher revenues



ELECTROGAS (100%)

EBITDA increased YoY, driven by higher revenues (higher tariff and higher short-term contracts)



¹ This value takes into consideration the impact from the segment "Other", which includes REN SGPS, REN Serviços, REN Telecom, REN Trading, REN PRO and REN Finance B.V.



BELOW EBITDA

INCREASE IN FINANCIAL RESULTS, REFLECTING INTEREST ON TARIFF DEVIATION, AND DECREASE IN TAXES



2022: €249.3M

€253.2M

€3.9M (1.6%)

Depreciation & Amortization

Increase of **€3.9M** versus 2022, along with an increase in gross assets.



2022: -€44.0M

-€40.6M

€3.4M (7.7%)

Financial results

Increase in Financial results (€3.4M) to -€40.6M, mostly due to the positive impact of interest on tariff deviation generated in 2023 (+€11.5M)¹, partially offset by the increase in financial costs due to the increase in the average cost of debt to 2.5% (from 1.8% in 2022).



2022: €82.3M

€71.0M

€11.3M (13.7%)

Taxes

Decrease in Income tax (-€11.3M to €71.0M) reflecting non-recurring fiscal effect, despite higher EBT (+€26.2M to €220.3M) and **higher extraordinary levy** (+€0.3M to €28.4M), reflecting a higher regulated asset base.

The **Effective tax rate** (including the levy) stood at 32.2%, 10 pp below last year.

Taxes in 2023 benefited from €1.8M of tax recovery of previous years (€3.1M in 2022).

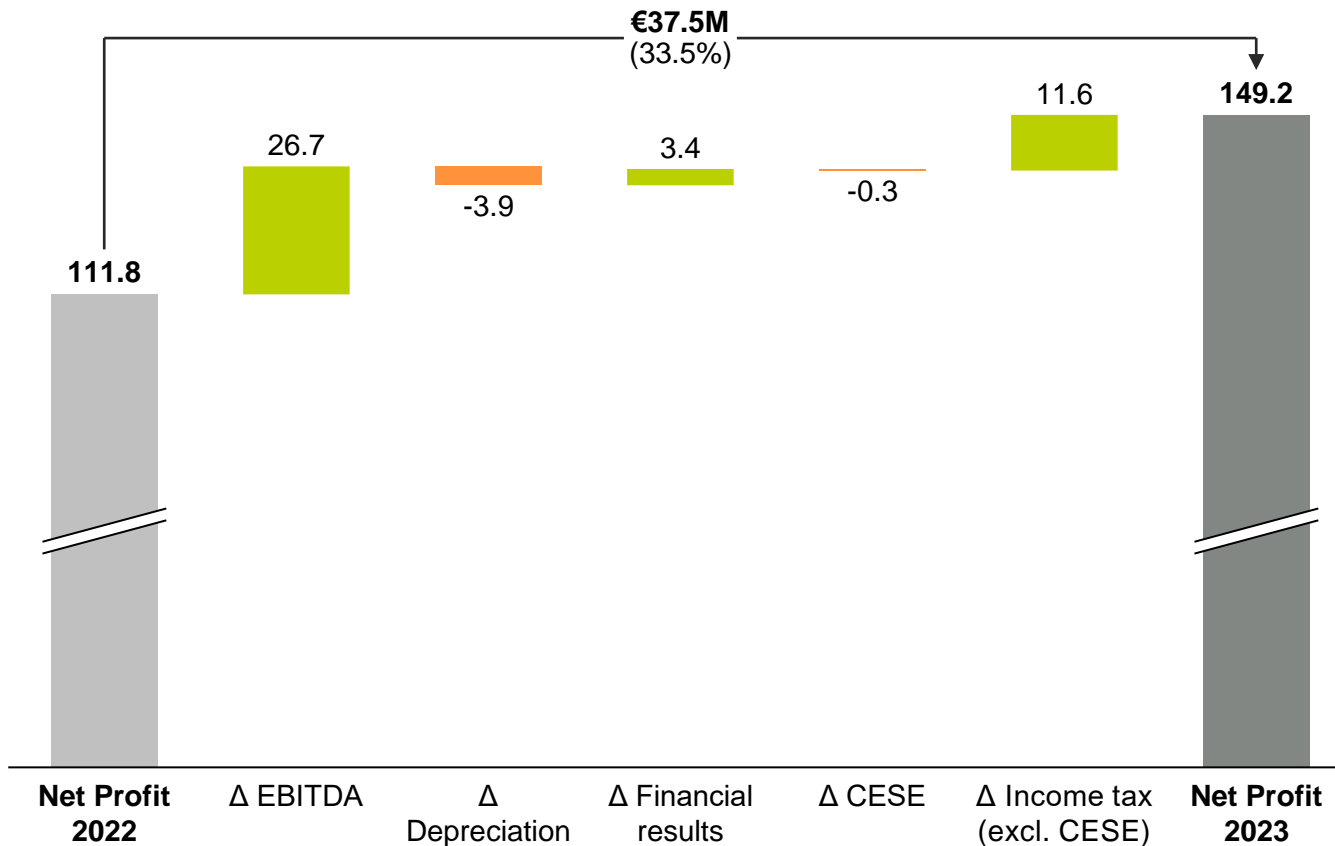
¹ Related to the tariff deviation generated in 2023 of 264M€ to be recovered from the tariff.



NET PROFIT

NET PROFIT INCREASED AS A RESULT OF HIGHER EBITDA, HIGHER FINANCIAL RESULTS AND LOWER TAXES, DESPITE HIGHER DEPRECIATIONS

Net profit evolution breakdown - €M

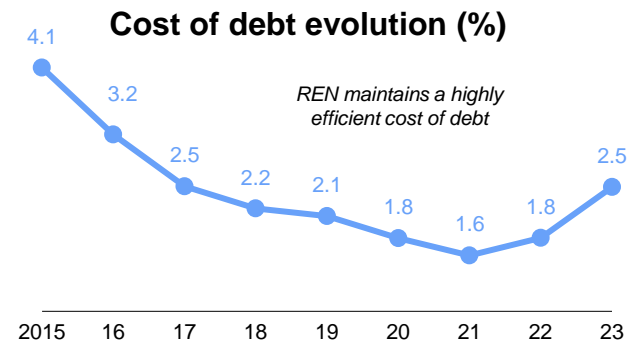
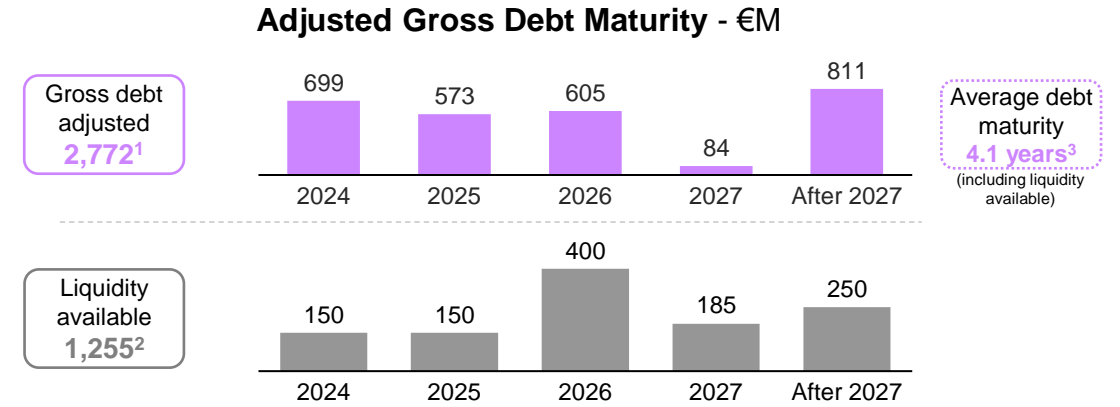
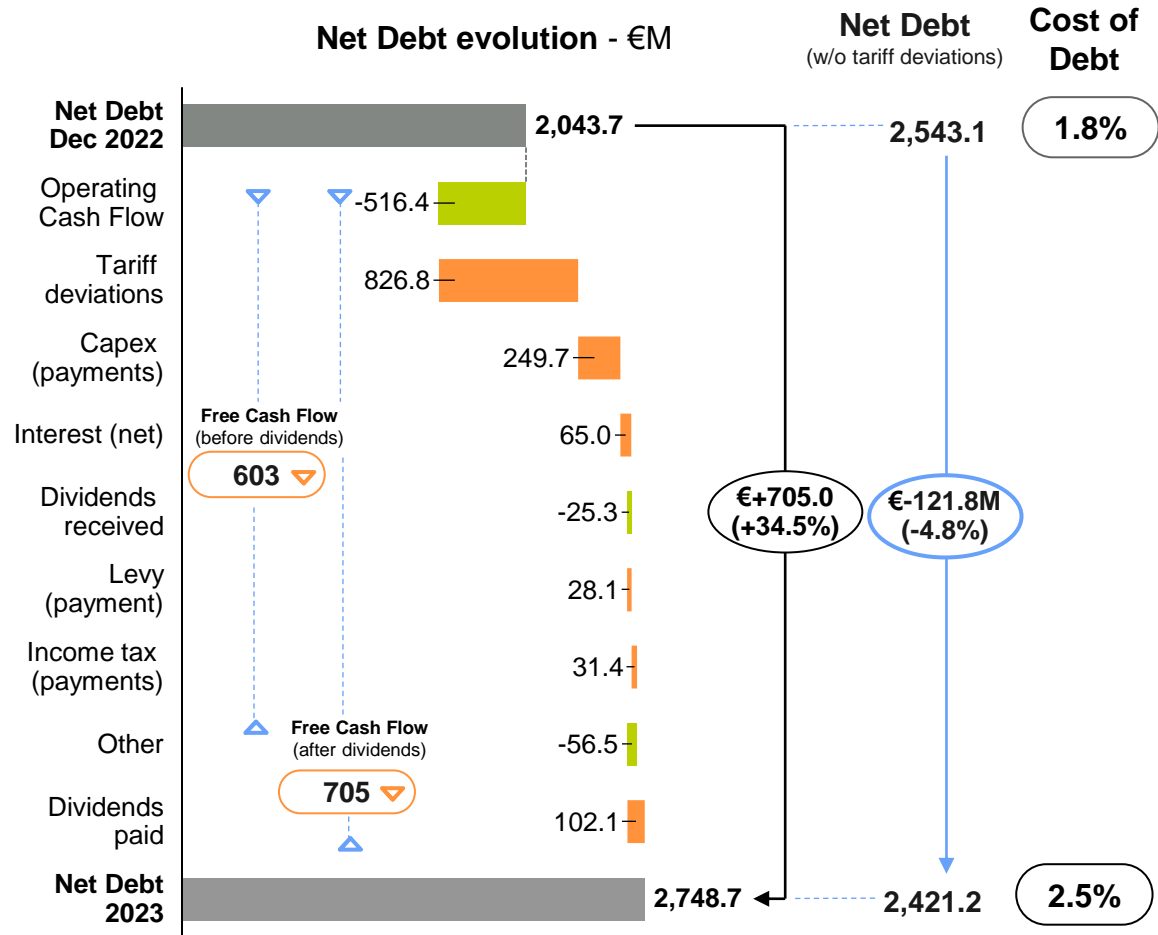


KEY HIGHLIGHTS

- **Increase in EBITDA** reflecting the positive contribution of both domestic (+€19.3M) and international businesses (+€7.4M).
- **Positive effect** of €3.4M from **Financial Results** reflecting the positive effect of interest on tariff deviations, partially offset by the increase in financial costs, as a consequence of higher cost of debt and higher net debt.
- **Decrease in taxes** of €11.6M reflecting non-recurring fiscal effect, despite higher EBT and higher extraordinary levy

DEBT

NET DEBT INCREASED DRIVEN BY TARIFF DEVIATIONS OUTFLOWS



Agency	Rating	Outlook
STANDARD & POOR'S	BBB	Stable outlook
FitchRatings	BBB	Stable outlook
MOODY'S	Baa2	Stable outlook

¹ Excludes effects of hedging on yen denominated debt, accrued interest and bank overdrafts | ² Includes 1,135M€ of available commercial paper programs and loans, and also 80M€ of credit lines available (automatically renewed), and 40M€ of cash and cash equivalents | ³ The debt maturity was obtained in an exercise where all of REN's financial instruments, either currently issued or available to issue, are used.



2021-2024 STRATEGIC PLAN EXECUTION & OUTLOOK



STRATEGIC PLAN EXECUTION

IN 2023, REN WAS ABLE TO DELIVER ACCORDING TO THE 2021-24 STRATEGIC GUIDELINES

STRATEGIC
GUIDELINES
2021-24



**Investment growth story,
delivering superior
service quality**

Domestic Investment: Increase in REN's domestic CAPEX by c. 90% vs. the **2018-20 annual average**

Chile: Transemel was awarded **one electricity transmission concession**, with an estimated CAPEX of c. €44M

High Quality of Service: 0.39 min of average interruption time in electricity and 100% of availability rate in gas



**ESG highest
standard ***

Emissions: Reduction of 46% of scope 1 and 2 emissions (vs. 2019) and reduction of 11% in scope 3 emissions (vs. 2021)

Diversity: 33% of women in first line management positions and publication of REN's Gender Equality Plan 2024

Governance: Revision of REN's sustainability strategy and reinforcement of the BoD Selection and Diversity Policy



**Solid financials
and sustainable
shareholder returns**

Credit metrics: Maintenance of credit metrics consistent with an **Investment Grade credit** rating from Moody's, Fitch and S&P

Business indicators: Delivery on all financial targets communicated, surpassing EBITDA, net profit and net debt targets

Dividends: Continuation of the **established biannual dividend distribution policy**

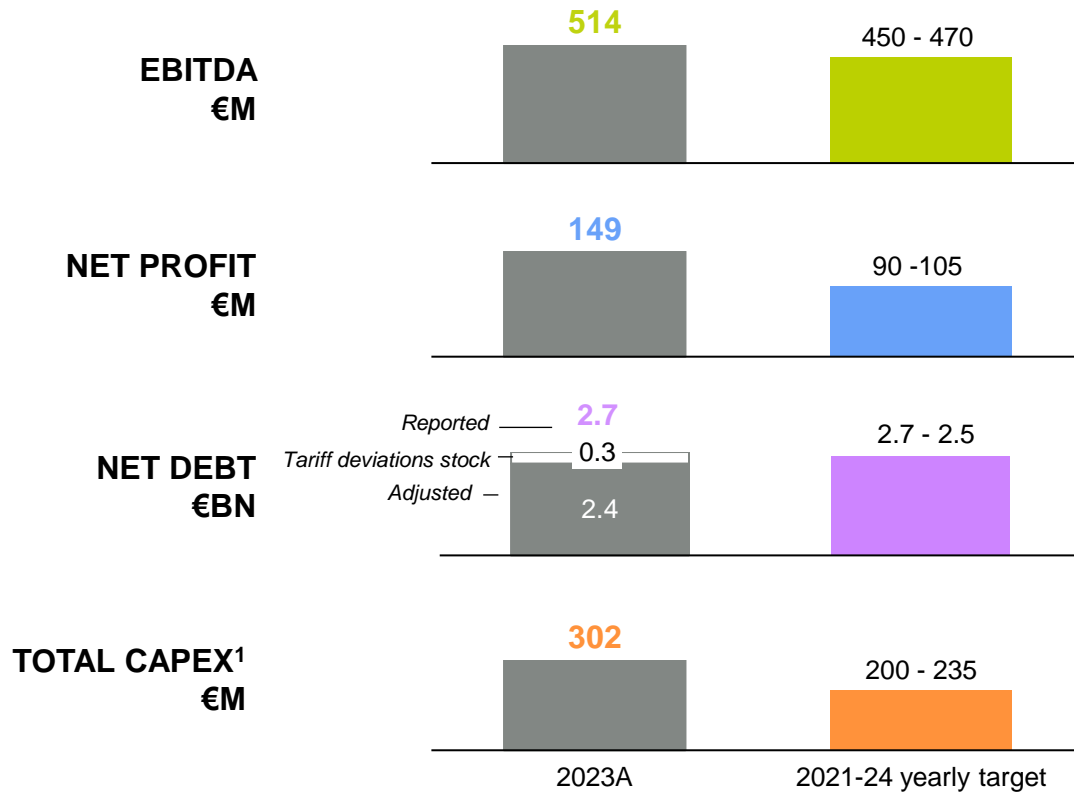
* Unaudited ESG information



STRATEGIC PLAN TARGETS

DURING 2023, REN HAS SUCCESSFULLY MET ITS 2021-24 BUSINESS PLAN TARGETS

Comparison between 2023 Actuals and 2021-24 Business Plan Targets



¹ Capex at total costs (including capitalized own works); Includes Transemel's organic capex
A: Actuals; BP: Business Plan

KEY HIGHLIGHTS



Surpassed target

EBITDA above target propelled by **domestic business assets remuneration** and **strong international business performance**



Surpassed target

Net profit surpassed target reflecting the **robust performance of the Company's EBITDA** and **tax effects**



Net Debt on target, despite **extraordinary Tariff Deviations**. Without tariff deviation impact net debt would be below the target.



Surpassed target

Total capex exceeded BP annual target, primarily due to **investments in the domestic electricity transmission network**



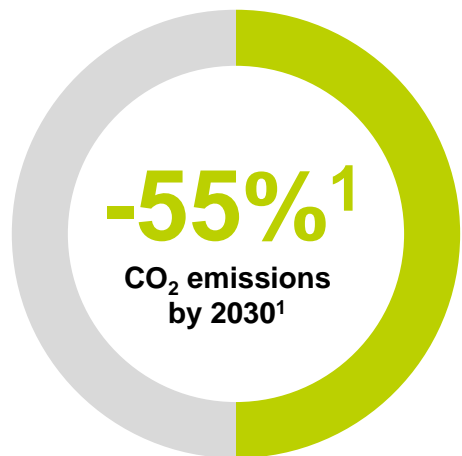
SHAPING A SUSTAINABLE FUTURE

ACCELERATING OUR ESG COMMITMENT

PROGRESS TOWARDS OUR TARGETS



Environmental



-45% in 2023

Achieve carbon neutrality by 2040

On track



Social

1/3 of women in 1st line management positions by 2030

33% in 2023



Governance

Increasing ESG weight in managers' performance metrics

+5 pp in 2022, to a total of 15%




100% of new bond emissions to be green



Note: Unaudited ESG information | ¹ Baseline 2019; Target updated from 50 to 55,3% following the committed submitted and approved by the Science Based Target initiative.



ESG PERFORMANCE AT A GLANCE

	INDICATOR	UNIT	2023	2022	YoY
 Environment	Energy consumption	GJ	4 322 497	3 646 260	19%
	Greenhouse gas emissions (scope 1 and 2)	tCO ₂ eq	141 916	165 475	-14%
	Greenhouse gas emissions (scope 3)	tCO ₂ eq	72 273	84 343	-14%
	Intensity of greenhouse gas emissions (scope 1 and 2)	tCO ₂ / GWh	1.30	1.41	-7%
 Social	Capex aligned with EU taxonomy	%	83	78	5 pp
	Women in 1 st and 2 nd line management positions	%	33	29	4 pp
	Employee engagement (<i>top of mind question > 75%</i>)	-	✓	✓	-
 Governance	Accident frequency index (REN employees)	No	1.6	1.6	-
	Board independence	%	47	43	4 pp
	Women on the Board	%	33	36	-3 pp
	ESG linked to compensation for the Executive Committee	%	15	15	-
	Cybersecurity (Security Scorecard)	No	96/100	96/100	-

Note: Unaudited ESG information



ESG HIGHLIGHTS


REN IS STRONGLY COMMITTED WITH SUSTAINABILITY



- **Approval of near-term scope 1, 2 and 3 reduction targets** according to the methodology and criteria of the Science Based Target initiative
- **Installation of 1.5 MW of self-consumption systems** (photovoltaic and solar thermal)
- **Certification of the gas infrastructure for hydrogen intake underway**
- **Fleet electrification** (49% in 2023 vs. 34% in 2022)
- Development of a **circular economy strategy and roadmap**
- Implementation of **nature-based solutions and reforestation with native species**



- Target of **1/3 of women in first line management positions achieved**
- REN joined the **Pact for Mental Health** in the Workplace by Católica University Lisbon
- **Organizational climate survey** with around **90% of employee participation**
- **8 doctoral and master thesis receive the REN Award** for their contribution to the development of the energy sector
- Organization of the first edition of **REN's ESG and sustainability talks "Encontros com o Futuro"**, in Lisbon and Porto, in partnership with Jornal Público








- Review of **REN's sustainability strategy** following **stakeholder consultation** and **double materiality analysis**
- REN joined the **UN Anti-Corruption Call**
- Pre-audit of the **Corruption Prevention Model** for future certification according to ISO 37001
- Certification of the **Information Security Management System** (ISO 27001) and of the **Asset Management System** (ISO 55001)
- Inclusion of **ESG criteria in procurement processes**
- Publication of the **first integrated annual report** (aligned with the new GRI Standards, SASB, TCFD, EU Taxonomy and CSRD)

Note: Unaudited ESG information



HIGHEST ESG STANDARDS

IMPROVING OUR PERFORMANCE IN INTERNATIONAL ESG SCORES

	Scale	Score	Strengths	Latest update
	D-A	A-	Governance, Opportunity disclosure, Risk management processes, and Targets	February 2024
	0-100	60	Transparency and reporting, Business ethics, Innovation management, Resource efficiency and circularity, Climate strategy, and Labour practices	February 2024
	100-0	18.5	Emissions, Occupational health and safety, Land use and biodiversity, Human capital, and Carbon	November 2023
	CCC-AAA	AAA	Biodiversity and land use, Carbon emissions, and Governance	March 2023
	D-A	B	Not available	September 2023

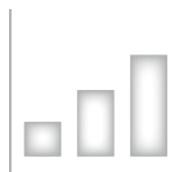


CLOSING REMARKS



CLOSING REMARKS

STRONG DOMESTIC AND INTERNATIONAL OPERATIONAL PERFORMANCE, WITH THE FULFILLMENT OF THE 2021-2024 BUSINESS PLAN AND THE ACHIEVEMENT OF TRANSITION GOALS FOR RENEWABLE ENERGY SOURCES



€514.0M

+5.5% versus 2022

EBITDA

With **Domestic and International** businesses delivering a **robust performance** and a **significant contribution** from **lower electricity costs at the LNG terminal**.




€149.2M

+33.5% versus 2022

Net Profit

Led by **enhancement** in the **operational activity** and **financial results**, on the back of a **positive contribution of tariff deviation interest** and supported by the **impact of non-recurring effects**.




€2,421.2M

-4.8% versus 2022

Net Debt (w/o tariff deviations)

Net Debt reduction despite the rise in the average cost of debt (from 1.8% to 2.5%).



€301.5M

+49.6% versus 2022

CAPEX

CAPEX and **Transfers to RAB** accelerated in **2023**, with REN continuing to play a key role in supporting energy policy and energy transition targets.



€300.0M

8-year bond

Green Bond Financing

REN issued a **€300M green bonds**, with a 8-year maturity. This issuance was aligned with REN's **regular financing policy** and reinforces its **investment grade profile**.



Dividend

Resulting from 2023 results, the Board of Directors will propose at the **General Shareholders' Meeting on May 09th**, the payment of a **dividend** in the amount of **9 cents per share** (maintaining its annual remuneration plan of 15.4 cents per share paid in two tranches).



DISCLAIMER

This document has been prepared by REN – Redes Energéticas Nacionais, SGPS, S.A (the "Company") and its purpose is merely informative. As such, this document may be amended and supplemented at the discretion of REN and it should be read as a overview of the matters addressed or contained herein.

By attending the meeting where this presentation takes place, or by reading the presentation slides, you acknowledge and agree to be bound by the following conditions and restrictions:

1. This presentation and all materials, documents and information used therein or distributed to investors in the context of this presentation do not constitute, or form part of a public offer, private placement or solicitation of any kind by REN, or by any of REN's shareholders, to sell or purchase any securities issued by REN.
2. The purpose of this document is merely of informative nature and this presentation and all materials, documents and information used herein or distributed to investors in the context of this presentation may not be used in the future in connection with any offer in relation to securities issued by REN without REN's prior consent.
3. Any decision to invest in any securities of the Company or any of its affiliates or subsidiaries in any offering (public or private) should be made solely on the basis of the information to be contained in the relevant prospectus, key investor information or final offering memorandum provided to the investors and to be published in due course in relation to any such offering and/or public information on the Company or any of its affiliates or subsidiaries available in the market.
4. This document may also contain statements regarding the perspectives, objectives, and goals of REN, namely concerning ESG (Environmental, Social & Governance) objectives, including with respect to energy transition, carbon intensity reduction or carbon neutrality. An ambition expresses an outcome desired or intended by REN, it being specified that the means to be deployed may not depend solely on REN and shall be considered as non-binding and for information purposes only.
5. This presentation contains forward-looking statements regarding future events and the future results of REN. Accordingly, neither REN nor any other person can assure that its future results, performance or events will meet those expectations, nor assume any responsibility for the accuracy and completeness of the forward-looking statements.
6. Forward-looking statements include, among other things, statements concerning the potential exposure of REN to market risks and statements expressing management's expectations, beliefs, estimates, forecasts, projections, and assumptions. All statements other than historical facts may be deemed to be, forward-looking statements. Words such as 'expects', 'anticipates', 'targets', 'goals', 'projects', 'intends', 'plans', 'believes', 'seeks', 'estimates', variations of such words, and similar expressions are intended to identify such forward-looking statements.
7. Any information and forward-looking statements contained in this document made by or on behalf of REN speak only with regard to the date they are made or presented.
8. REN does not undertake to update the information and the forward-looking statements, particularly, to reflect any changes in REN's expectations with regard thereto or any changes in events, conditions or circumstances on which any such statement is based.



CONTACTS

VISIT OUR WEB SITE
AT WWW.REN.PT

OR CONTACT US:
Madalena Garrido – Head of IR
Alexandra Martins
Mariana Asseiceiro
Telma Mendes

Avenida Estados Unidos da América,
55,1749-061, Lisboa - Portugal
ir@ren.pt

